

It all begins with


|| IDEAS

Movements that have
changed the world.

Inventions big and small.

Everything that has made a
difference in someone's life.

Begins with an **idea.**



AIIM
USD 2B Equity under management

50%
2015 – OMAI acquires Macquarie's shareholding

OMAI
USD 4.1B Assets under management

* As at 31 December 2020.

i ABOUT US



Introducing AIIM

As African Infrastructure Investment Managers (AIIM), we develop and manage private equity infrastructure funds designed to invest in long-term institutional equity through the development and improvement of African infrastructure projects, thereby bringing much-needed stability and growth to the region.

With offices across South Africa, Nigeria, Kenya and Cote d'Ivoire, we have a thorough understanding of the continent's business environment and extensive experience spanning a range of infrastructure asset classes.

Investing in socially uplifting projects like renewable energy, baseload power generation, toll roads, ports, digital infrastructure and public-

private partnership (PPP) assets, we actively manage investments throughout the continent with USD2B* equity under management.

Since we started in 2000 as a joint venture between Old Mutual and Macquarie, we've been able to successfully combine the experience of one of South Africa's largest financial institutions with the insights of one of the world's leading infrastructure investment managers to make a real difference in the lives of countless African communities.

In 2015, Old Mutual Alternative Investments (OMAI) acquired Macquarie's 50% shareholding, making them our sole shareholder. This gave OMAI an established

African footprint to further its vision to be Africa's premier alternative asset manager and a combined focus on positive returns and, most importantly, positive impacts. To this day, our focus remains on uplifting and improving the lives of the people of the region.

With over USD2B committed to equity investments over the last 21 years through AIIM, we've maintained our focus on building the infrastructure that will help Africa experience the continued and remarkable growth it so richly deserves.



Our Philosophy and Expertise

We believe that productive infrastructure is an essential element of a healthy economy. It's vital for the economic growth and development of the African continent – a continent so rich in promise.

Africa is one of the fastest-growing regions in the world, with the economy growing as fast as the population. This incredible growth is driving massive rates of urbanisation and supporting an increasingly vibrant middle class. This is why we believe that, in order to make the most of this growth potential, investment into infrastructure is crucial.

And with investments in operations spanning 19 countries across the continent, we've built key relationships with commercial lenders, development finance institutions and investors in the region.

Our focus is on sustainable development as well as a responsibility to the broader community through our business and our portfolio companies' operations.

19 
countries across Africa

As a result, our strong governance principles and practices ensure that we are actively engaged in the management of our infrastructure assets, helping them plan their business strategies in accordance with the greater needs of the society in which they operate.

Committed in equity investments over the last 21 years:
USD 2B

With our access to global networks and international experience, insight and tried and true methodologies, we've learnt to understand the intricacies of the African business environment.

*As at 31 December 2020.





Responsible Investment

Africa is a land rich in possibility. And if the continent thrives, we all benefit. That's why, as a responsible investment manager, we focus on investments with the potential to produce not only strong long-term returns, but to uplift and support social and environmental objectives. We drive this through active, hands-on asset management and by embedding environmental, social and governance (ESG) ideals throughout our investment life cycle and into the operations of our portfolio companies.

Our primary focus is to drive decision-making and change in the portfolio

companies themselves at ground level, through the development of environmental and social action plans. Using data and information analyses, we drive positive decision-making at management level with 67 board seats across our portfolio.

IDEAS portfolio projects have contributed USD50.7M* to socio-economic and enterprise development projects, helping to improve the quality of life for communities across the continent. In the renewable energy sector, we have partnered with fellow shareholders, portfolio companies, consultants and the Independent

Power Producer (IPP) Office to ensure these projects consistently create a positive social impact, without damaging the environment.

Infrastructure stats:

2.0 GW
total contracted power generation capacity

800 MW
renewable energy in construction

28 renewable energy assets (10 wind farms, 15 solar PV farms, one hydropower station and two solar off-grid companies)

1,370 KM
road length

100 KM
total concession pipeline length

Resulting in the following impacts:

1.1 GW
operational installed renewable energy capacity producing

3,141 GWh
per annum

4.4 million kl
of water saved via renewable energy electricity production per annum

3.1 million
CO2 equivalent carbon offset

Over
1,000,000
houses powered by renewable energy

Over
5,670
employees

77% are historically disadvantaged individuals

27% are female

USD 50.7M
to socio-economic and enterprise development projects

USD 7.7M
spent in 2020

*As at 31 December 2020.

7



ABOUT US



IDEAS Fund

At the heart of our vision for the continent lies our Infrastructural, Developmental and Environmental Assets (IDEAS) Managed Fund. As South Africa's largest domestic infrastructure equity fund, IDEAS invests exclusively in projects designed to enhance and improve economic, social and renewable energy infrastructure throughout the Southern African Development Community (SADC) region.

The fund is made up of:

Economic investments that focus on the construction and operation of roads, railways, ports, electricity infrastructure and airports to help facilitate and boost faster economic growth.

Social investments that include improvements to healthcare facilities, education, water, sanitation and housing.

*As at 31 December 2020.

Renewable energy investments that include solar, wind and hydroelectric projects. These improve the continent's infrastructure without negatively impacting the environment.

Over the last 21 years, the fund has helped inspire growth across the region, uplifting communities, building economies, all while consistently generating above-target returns. Today, after years of working towards a brighter African future, the IDEAS Fund is valued at an impressive USD1B*.

Assets
in portfolio:

45

USD

1B





Value of fund





Our Projects

ENERGY

- 14  WIND
- 46  SOLAR
- 96  OFF-GRID, EMBEDDED AND DISTRIBUTED
- 102  MIDSTREAM AND GAS

TRANSPORT

- 108  ROADS

SOCIAL

- 122  SOCIAL AND HEALTH



The future of energy is electricity

Beyond just powering our homes and businesses, electricity will be used to charge the batteries that will drive our future transportation, and will be a tremendous boost for a region currently reliant on oil imports. Our ability to generate more electricity lies at the heart of ensuring our capacity for economic growth and will help mitigate the effects of the long-term decline in mineral exports in the region.

For the good of both the economy and the environment, South Africa needs to expand its access to energy and ensure a transition to cleaner energy sources, reducing carbon and toxic emissions. Our fossil fuel-

based generators are rapidly ageing and their increasing obsolescence is severely affecting our energy capacity. Fortunately, South Africa has plenty of wind and solar energy resources which can be coupled with our established grid infrastructure. In addition, South Africa also has the port infrastructure necessary to import natural gas, which is emerging as the key fuel to help balance the grid when renewable energy is unavailable. Together, wind, solar photovoltaic (PV) and gas provide a stable source of affordable electricity. Of course, the capital required to ensure a smooth transition to smarter energy is significant and represents an important investment in our collective future.

Regionally, South Africa's neighbours hold complementary hydro and natural gas resources in addition to wind and solar energy resources of their own. A platform exists for the regional trading of electricity and, although still modest, holds great promise for a future, truly integrated grid.

The IDEAS Fund has to date played a key role in this transition and it is our sincere hope that the fund will continue to provide an important and necessary bridge between the capital required and the amazing social and economic impact of these infrastructure projects.



WIND

- 16 Cookhouse
- 20 Jeffreys Bay
- 25 Kangnas
- 26 Khobab
- 28 Loeriesfontein
- 30 Metrowind
- 34 Noupoort
- 38 Perdekraal East
- 40 Roggeveld
- 42 Umoya



SOLAR

- 48 Aurora-Rietvlei
- 53 Bokamoso
- 54 De Wildt
- 59 Greefspan
- 63 Boikanyo
- 64 Herbert
- 69 Lesedi
- 72 Letsatsi
- 76 Matla A Bokone
- 80 REISA
- 84 Vredendal
- 88 Waterloo
- 92 Zeerust



OFF-GRID, EMBEDDED AND DISTRIBUTED

- 98 DC Go
- 100 Orionis



MIDSTREAM AND GAS

- 104 Gigawatt Gas Power Plant
- 106 Matola Gas Company





Wind

Howling across the African plains, wind provides the continent with an unlimited and entirely sustainable source of energy. Wind power is important to the grid of the future as a result of its ready availability during peak usage times in the early morning and early evening.

Although more unpredictable than solar PV, it has the lowest cost of generation across all technologies, making it a vital complement to solar PV and an essential and important contributor to rural development.

WIND ENERGY ASSETS

- 16 Cookhouse
- 20 Jeffreys Bay
- 25 Kangnas
- 26 Khobab
- 28 Loeriesfontein
- 30 Metro Wind
- 34 Noupoort
- 38 Perdekraal East
- 40 Roggeveld
- 42 Umoya

No. of wind energy facilities:

10

Installed capacity:

729 MW

MW in construction:

397 MW

Ave. annual energy production:

2,265,480 MWh

Equivalent number of middle-income households:

682,570

Average annual emissions offset:

2,300,506 tCO₂e

Water saved per annum via renewable energy electricity production:

3,194,327 kl

1,417 employees



84%

are historically disadvantaged individuals

22%

are female



EASTERN CAPE PROVINCE

Cookhouse Wind Farm

Perched on a high ridge to the east of the Great Fish River in the Eastern Cape, the Cookhouse Wind Farm is one of South Africa's largest wind farms, generating over 328,700 MWh of clean energy for South Africa's national grid per year. With results-driven and sustainable local economic development programmes, the wind farm has made a huge impact not only on South Africa's power grid, but also on the nearby communities of Adelaide, Bedford, Cookhouse and Somerset East.

Contracted Capacity	138.6 MW
Economic Contribution	69%
Commercial Operations Date	November 2014
Life Stage	Operations



66 2.1 MW Suzlon energy turbines



99,300 households powered



 Cookhouse Wind Farm


ESG STATS

Average annual energy production:
329,587 MWh

Average annual emissions offset:
332,595 tCO₂e

Water saved per annum via renewable energy electricity production:
464,717 kl

62 employees



83%
 are
 historically
 disadvantaged
 individuals

27%
 are
 female



SOCIO-ECONOMIC DEVELOPMENT

Cookhouse Wind Farm's (CWF) programme focuses on education and healthcare with smaller community welfare initiatives.

CWF has supported early childhood development centres, primary and high schools in four beneficiary towns, including training of teachers, principals, parental support, provision of infrastructure and educational materials as well as scholarships and technical training programmes. The healthcare flagship programme has supported additional community healthcare workers and nurses, medical equipment for community healthcare facilities and a mobile clinic.



EASTERN CAPE PROVINCE

Jeffreys Bay Wind Farm

Located on a sizeable 3,700-hectare site between Jeffrey's Bay and Humansdorp in the Eastern Cape, this wind farm is ideally located to harness the power of the wind. With optimal wind conditions, relatively flat topography, minimal environmental constraints and a close proximity to the 132 kV Eskom grid line, the Jeffrey's Bay Wind Farm is an ideal wind energy resource, supplying enough clean, renewable electrical energy to meet the needs of 130,780 average South African households.

Contracted Capacity	138 MW
Economic Contribution	21%
Commercial Operations Date	May 2014
Life Stage	Operations



 **60** 2,3 MW Siemens energy turbines

 **130,780** households powered



Jeffreys Bay Wind Farm

ESG STATS

Average annual energy production:

434,088 MWh

Average annual emissions offset:

438,944 tCO₂e

Water saved per annum via renewable energy electricity production:

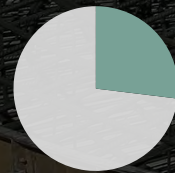
612,064 kl

17 employees



62%

are historically disadvantaged individuals



29%

are female



SOCIO-ECONOMIC DEVELOPMENT

Jeffreys Bay's socio-economic development programme focuses on community gardens, literacy and numeracy programmes, early childhood development, scholarships focusing on technical and educational skills and internships. Enterprise development initiatives in the form of funds and skills training provide support for four small, medium and micro enterprises (SMMEs).

 **60** 2.3 MW Siemens energy turbines

 **154,625** households powered

ESG STATS

Anticipated annual energy production:
367,900 MWh

Anticipated annual emissions offset:
364,000 tCO₂e

Implied households powered:
110,800

Anticipated water saved per annum via renewable energy electricity production:
518,700 kl

684 employees



NORTHERN CAPE PROVINCE

Kangnas Wind Farm

Situated outside of Springbok, in the Northern Cape's Nama Khoi Municipal area, lies Kangnas Wind Farm. The wind farm delivers 140 MW of clean renewable power from its sixty-one wind turbines. The wind farm boasts an excellent wind resource and is ideally located close to the N7 (national road), giving the site favourable construction conditions.

Contracted Capacity	140 MW
Economic Contribution	20%
Commercial Operations Date	November 2020
Life Stage	Operations



NORTHERN CAPE PROVINCE

Khobab Wind Farm

Situated in the Hantam Municipal Area, 60 km north of Loeriesfontein in the Northern Cape, Khobab Wind Farm spans 3,200 hectares of agricultural land and comprises sixty-one 99 m-high wind turbines. The site was chosen because of its excellent wind resource, its proximity to national roads for wind turbine transportation, and its favourable construction conditions. Designed for minimal environmental impact, the farm is also a great supporter of local educational initiatives designed to uplift surrounding communities.

Contracted Capacity	140 MW
Economic Contribution	26.5%
Commercial Operations Date	December 2017
Life Stage	Operations



ESG STATS

Average annual energy production:

483,713 MWh

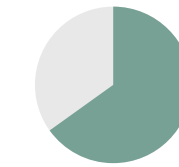
Average annual emissions offset:

493,324 tCO₂e

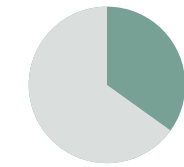
Water saved per annum via renewable energy electricity production:

682,035 kl

42 employees



69%
are
historically
disadvantaged
individuals



31%
are
female

SOCIO-ECONOMIC DEVELOPMENT

Khobab's educational support initiatives include foundation phase literacy, a mathematics programme, bursaries, infrastructure upgrades and resources for extramural activities. Skills development and training is an important aspect of their enterprise development programme. In addition to the above, Khobab continues to support numerous social welfare initiatives.

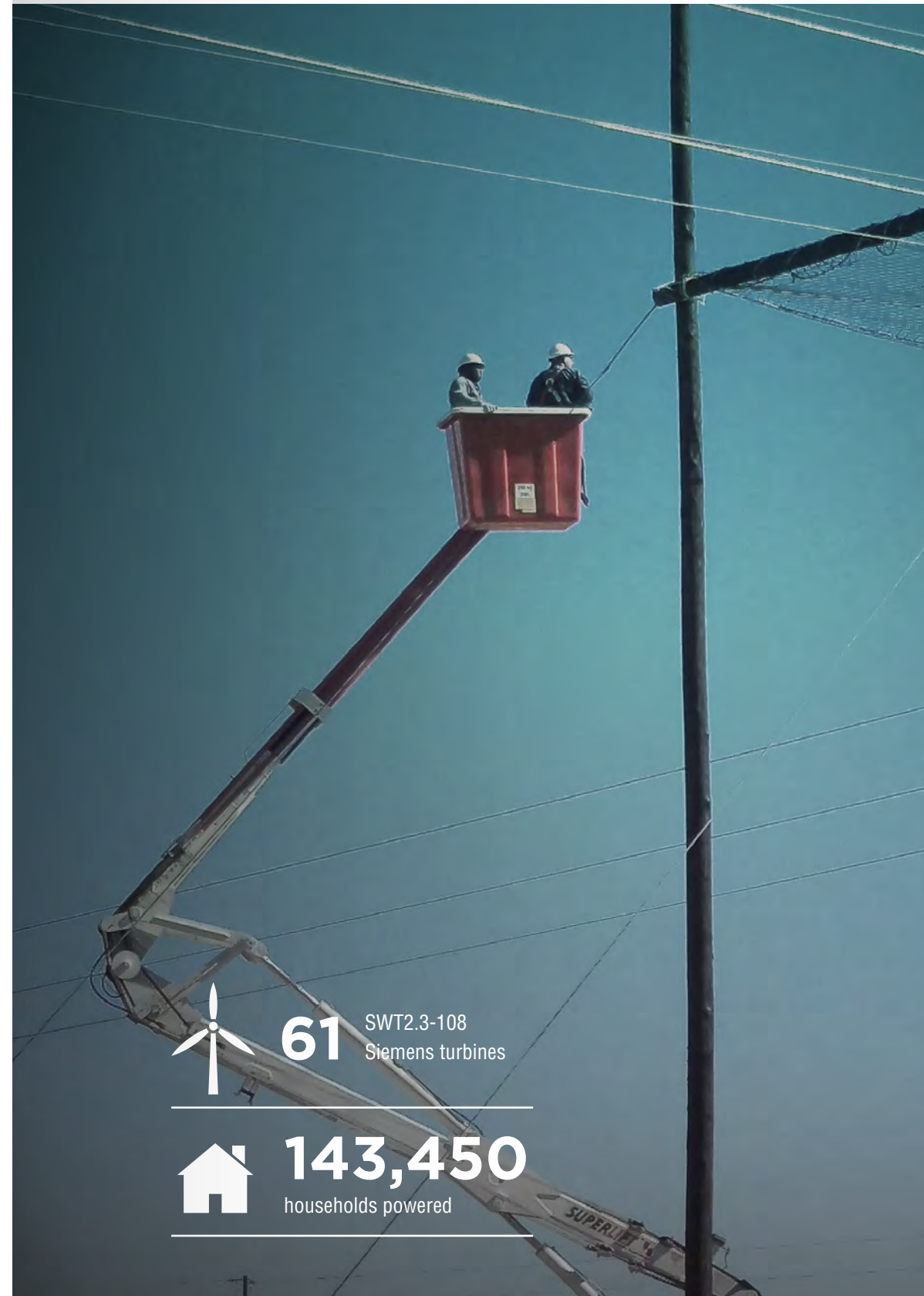


NORTHERN CAPE PROVINCE

Loeriesfontein Wind Farm

Situated alongside its sister wind farm, Khobab, Loeriesfontein is another feather in the cap of South Africa's Northern Cape, home to the highest volume of renewable energy utility power plants in the country. With a generation capacity of 140 MW, the farm powers around 143,000 South African households, positively impacting the country's economy and its people. Together, the two neighbouring wind farms make up the largest single expanse of wind turbines in the country.

Contracted Capacity	140 MW
Economic Contribution	26.5%
Commercial Operations Date	December 2017
Life Stage	Operations



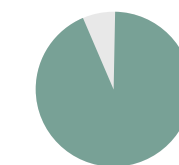
ESG STATS

Average annual energy production:
476,119 MWh

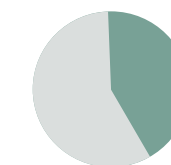
Average annual emissions offset:
485,681 tCO2e

Water saved per annum via renewable energy electricity production:
671,328 kl

32 employees



91%
are
historically
disadvantaged
individuals



43%
are
female

SOCIO-ECONOMIC DEVELOPMENT

Education initiatives supported by Loeriesfontein include early childhood development, literacy, salaries for educators, funding for infrastructure and bursaries. Social welfare initiatives supported include youth development, anti-substance abuse programmes and food security. Enterprise development initiatives focus on support and skills development for SMMEs.



EASTERN CAPE PROVINCE

Metrowind

Situated just outside the coastal village of Blue Horizon Bay, this 27 MW wind energy facility was the first wind farm commissioned as part of the REIPPP programme. With only nine turbines, it is one of the smallest of all the wind farms, but its success is measured by its large contribution to economic development and the lives transformed through the community initiatives that it supports.

Contracted Capacity	27 MW
Economic Contribution	19.7%
Commercial Operations Date	February 2014
Life Stage	Operations

 **9** 3 MW Sinovel turbines

 **22,510** households powered





ESG STATS

Average annual energy production:

74,728 MWh

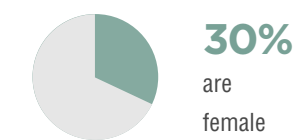
Average annual emissions offset:

75,603 tCO₂e

Water saved per annum via renewable energy electricity production:

105,367 kl

33 employees



SOCIO-ECONOMIC DEVELOPMENT

Metrowind supports an early childhood development centre, a child and youth care centre for destitute and vulnerable children and a nutritional garden project at three nearby schools. Enterprise development support is offered to four SMMEs.



NORTHERN CAPE PROVINCE

Noupoort Wind Farm

Located in the Northern Cape, this farm's 7,500-hectare site was chosen not only for its excellent wind resource and proximity to essential infrastructure, but for the minimal environmental impact it required. The farm's 32 towering turbines supply around 304,800 MWh of green energy to the national grid per year, and it provides the local community with entrepreneurial support, maths and science development programmes, and much-needed Wi-Fi infrastructure.

Contracted Capacity	80 MW
Economic Contribution	26.5%
Commercial Operations Date	July 2016
Life Stage	Operations



35 2.3 MW
Siemens turbines



90,000
households powered



Noupoort Wind Farm

ESG STATS

Average annual energy production:
298,834 MWh

Average annual emissions offset:
304,561 tCO2e

Water saved per annum via renewable energy electricity production:
421,356 kl

34 employees



100%
are historically disadvantaged individuals



15%
are female



SOCIO-ECONOMIC DEVELOPMENT

Noupoort's educational support initiatives include early childhood development infrastructure, literacy programmes, bursaries and resources to employ additional educators at high school level. Skills development and training is an important aspect of their enterprise development programme. In addition to the above, Noupoort continues to support numerous social welfare and food security initiatives.



WESTERN CAPE PROVINCE

Perdekraal East Wind Farm

This sprawling 3,055-hectare wind farm is situated 80 km north-east of Ceres in the picturesque Witzenberg municipality, less than two hours from Cape Town. At full capacity, the farm's 48 wind turbines generate enough electricity to power over 111,000 South African homes. In addition, the farm's outlying communities stand to benefit from numerous socio-economic, enterprise and skills development programmes, as well as employment opportunities.

Contracted Capacity	107.8 MW
Economic Contribution	20%
Commercial Operations Date	October 2020
Life Stage	Operations



48 2.3 MW
Siemens turbines

111,000
households powered

ESG STATS

Anticipated annual energy production:

289,000
MWh

Anticipated annual emissions offset:

286,040
tCO₂e

Implied households powered:

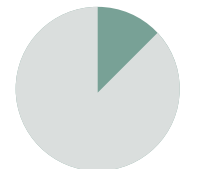
87,000

Anticipated water saved per annum via renewable energy electricity production:

407,600
kl

462
employees

15%
are
female





THE KAROO

Roggeveld Wind Farm

Situated in the Karoo, on the boundary between the Western and Northern Cape, this farm stands in an impressive channel of wind, benefitting from some of the highest wind speeds in the country. The project will generate around 147 MW of clean, renewable energy, which will be sold into the national grid. Roggeveld's construction and operation created 1,000 jobs at its peak, and surrounding areas will benefit from its numerous community-based programmes too.

Contracted Capacity	147 MW
Economic Contribution	51%
Commercial Operations Date	January 2022
Life Stage	Construction



47
 Acciona AW125 turbines
 40 3.15 MW and 7 3 MW

111,000
 households powered

ESG STATS

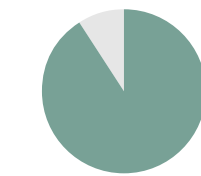
Anticipated annual energy production:
386,300 MWh

Anticipated annual emissions offset:
382,300 tCO2e

Implied households powered:
116,360

Anticipated water saved per annum via renewable energy electricity production:
544,705 kl

32 employees



91%
 are historically disadvantaged individuals



43%
 are female



WESTERN CAPE PROVINCE

Umoja Wind Farm

Straddling a rolling stretch of the R45 highway, along South Africa's West Coast, this wind farm captures the full force of Saldanha's powerful onshore winds. It connects to Eskom's Kerschbosch switching station and supplies the country with 176,200 MWh of much-needed green energy every year. Hundreds of families in the surrounding areas benefit from the farm's various development programmes and conservation projects, empowering them to take ownership of their future.

Contracted Capacity	65.4 MW
Economic Contribution	91.65%
Commercial Operations Date	February 2014
Life Stage	Operations



37 1.8 MW Vestas
V100 turbines



50,740
households powered

 Umoya Wind Farm



SOCIO-ECONOMIC DEVELOPMENT

Umoya's educational support programmes include early childhood development centres, additional educators for primary and high schools in the area and scholarships. A home improvement project was designed to create employment, develop skills and stimulate enterprise development as well as providing structural improvements to homes in the community. Umoya's enterprise development programme provides seed capital and training for SMMEs. In addition to the above, Umoya continues to support numerous welfare and food security initiatives.



ESG STATS

Average annual energy production:

168,409 MWh

Average annual emissions offset:

169,794 tCO₂e

Water saved per annum via renewable energy electricity production:

237,457 kl

55 employees



96%
are
historically
disadvantaged
individuals

25%
are
female



Solar

If there's one resource Africa has in abundance, it's sunshine. That's why solar PV is undoubtedly the reliable workhorse of the future grid. With predictable availability, it provides power during the daylight hours, closely matching commercial and industrial usage. Importantly, it complements wind generation by ramping up and down at opposite times of the day to a typical wind resource. Reductions in the cost of solar PV have been significant in recent years, which offers great potential for the storage of electricity for later use or the provision of electricity-intensive services such as desalination.

ENERGY SOLAR ASSETS

- 48 Aurora-Rietvlei
- 53 Bokamoso
- 54 De Wildt
- 59 Greefspan
- 63 Boikanyo
- 64 Herbert
- 69 Lesedi
- 72 Letsatsi
- 76 Matla a Bokone
- 80 REISA
- 84 Vredendal
- 88 Waterloo
- 92 Zeerust

No. of solar PV energy facilities:

13

Installed capacity:

369 MW

Ave. annual energy production:

822,640 MWh

Equivalent number of middle-income households:

247,788

Average annual emissions offset:

830,833 tCO₂e

Water saved per annum via renewable energy electricity production:

1,159,923 kl

2,378 employees



79%
are
historically
disadvantaged
individuals

26%
are
female



WESTERN CAPE PROVINCE

Aurora-Rietvlei Solar Park

This 10 MW solar PV plant lies on the outskirts of the small town of Aurora in the Western Cape, where its 36,440 locally manufactured modules soak up the sun all year round. The project was awarded a 20-year power purchase agreement under the second round of the REIPPP programme, and began supplying electricity to the grid in 2014. It supports many local initiatives, including early childhood development programmes, soup kitchens and scholarships through direct funding.

Contracted Capacity	9 MW
Economic Contribution	49%
Commercial Operations Date	December 2014
Life Stage	Operations

 **36,440**
solar PV modules

 **5,830**
households powered





Aurora Rietvlei Solar Park



ESG STATS

Average annual energy production:

19,364 MWh

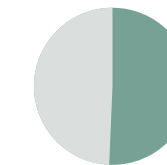
Average annual emissions offset:

19,698 tCO₂e

Water saved per annum via renewable energy electricity production:

27,304 kl

29 employees



52%

are
female

SOCIO-ECONOMIC DEVELOPMENT

Aurora supports an early childhood development centre, the only non-governmental organisation (NGO) which is women owned and provides social welfare support in the community and bursaries for tertiary students from the area.

236,580
solar PV modules

33,000
households powered



NORTH WEST PROVINCE

Bokamoso Solar Park

Situated on the western bank of the Vaal River, this is a 67.9 MW, 100% South African-owned solar PV power project. The Bokamoso plant lies on a 150-hectare project site, delivering 177,660 MWh of additional clean energy per year to the national grid. Over the next 20 years, local communities stand to benefit from a number of impactful economic development programmes and ongoing employment opportunities.

ESG STATS

Anticipated annual energy production:
148,700 MWh

Anticipated annual emissions offset:
147,100 tCO₂e

Implied households powered:
44,700

Anticipated water saved per annum via
renewable energy electricity production:
209,600 kl

29 employees



67%
are
historically
disadvantaged
individuals

24%
are
female

Contracted Capacity	67.9 MW
Economic Contribution	75%
Commercial Operations Date	September 2020
Life Stage	Operations



NORTH WEST PROVINCE

De Wildt Solar Park

Located near the town of Brits in South Africa's North West province, this 50 MW alternating current (AC) solar PV facility is one of nine independent renewable energy projects awarded in round four of the South African government's REIPPP programme. The plant uses single-axis tracker technology to power nearly 33,000 households, thanks to an annual energy production capacity of around 110,000 MWh.

Contracted Capacity	50 MW
Economic Contribution	73.3%
Commercial Operations Date	January 2021
Life Stage	Operations



174,323
solar PV modules



33,000
households powered



 De Wildt
Solar Park

ESG STATS

Anticipated annual energy production:
109,500 MWh

Anticipated annual emissions offset:
108,300 tCO₂e

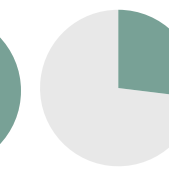
Implied households powered:
32,980

Anticipated water saved per annum via
renewable energy electricity production:
154,390 kl

70 employees



69%
are
historically
disadvantaged
individuals



31%
are
female



45,954
solar PV modules



7,190
households powered



NORTHERN CAPE PROVINCE

Greefspan Solar Park

Greefspan Solar Park is one of three photovoltaic power stations situated on both sides of Douglas, in South Africa's Northern Cape province. The 10 MW facility comprises almost 46,000 modules mounted on single-axis trackers, powering around 8,200 households. Together with sister facility, Herbert, Greefspan established a non-profit maths and science enrichment programme that serves over 6,000 learners in and around Douglas.

Contracted Capacity	10 MW
Economic Contribution	51.3%
Commercial Operations Date	April 2014
Life Stage	Operations



Greefspan Solar Park



ESG STATS

Average annual energy production:

23,960
MWh

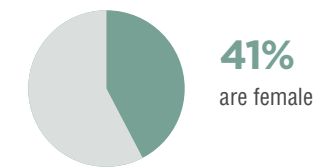
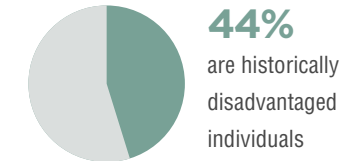
Average annual emissions offset:

23,962
tCO2e

Water saved per annum via renewable energy electricity production:

33,784
kl

17
employees



SOCIO-ECONOMIC DEVELOPMENT

Greefspan and Herbert established a non-profit (Douglas Socio-Economic Development Company NPC) as a vehicle to implement a maths and science enrichment programme in the schools of Douglas. The programme is run by four mathematics teachers, one science teacher and 26 student teachers along with support staff. The mathematics support programme serves 4,500 learners per week in-school and 250 learners after school, and the science programme currently serves 1,300 learners.

 **194,580**
solar PV modules

 **20,000**
households powered

ESG STATS


Anticipated annual energy production:
120,450 MWh

Anticipated annual emissions offset:
119,180 tCO₂e

Implied households powered:
36,280

Anticipated water saved per annum via
renewable energy electricity production:
169,800 kl

105 employees



23%
are
historically
disadvantaged
individuals

15%
are
female



NORTHERN CAPE PROVINCE

Boikanyo Solar Park

Following successful operations in neighbouring Greefspan and Herbert, the development of the 55 MW Boikanyo Solar Park began in 2018. The site is expected to produce clean, sustainable energy for more than 20,000 homes, and will prevent the release of more than 130,000 tonnes of carbon emissions into the atmosphere, when compared to South Africa's traditional coal-fired power stations.

Contracted Capacity	55 MW
Economic Contribution	76.5%
Commercial Operations Date	April 2021
Life Stage	Operations



NORTHERN CAPE PROVINCE

Herbert Solar Park

Together with its Greefspan neighbours, Herbert Solar Park assists in the country's energy demands by powering around 16,200 homes from its own 20 MW facility. It also provides much-needed employment opportunities for historically disadvantaged individuals and supports development in the local community through a jointly established non-profit, the Douglas Socio-Economic Development Company NPC, along with Greefspan.

Contracted Capacity	20 MW
Economic Contribution	51.3%
Commercial Operations Date	April 2014
Life Stage	Operations



 **91,908**
solar PV modules

 **16,110**
households powered



ESG STATS

Average annual energy production:
53,610 MWh

Average annual emissions offset:
54,238 tCO2e

Water saved per annum via renewable energy electricity production:
75,590 kl

35 employees



90%
 are historically disadvantaged individuals



43%
 are female

 Herbert Solar Park

SOCIO-ECONOMIC DEVELOPMENT

Greefspan and Herbert established a non-profit (Douglas Socio-Economic Development Company NPC) as a vehicle to implement a maths and science enrichment programme in the schools of Douglas. The programme is run by four mathematics teachers, one science teacher and 26 student teachers along with support staff. The mathematics support programme serves 4,500 learners per week in-school and 250 learners after school, and the science programme currently serves 1,300 learners.



EASTERN CAPE PROVINCE

Lesedi Solar Park

The 69 MW Lesedi Solar Power Project lies on the outskirts of the small Northern Cape town of Postmasburg, where it soaks up South Africa's 2,500 hours of sunshine a year. Its non-tracking panels generate enough clean, renewable energy to meet the annual electricity needs of approximately 65,000 South African homes, benefitting from specialised module-cleaning technology to ensure optimal conversion of the sun's energy.

Contracted Capacity	69 MW
Economic Contribution	43.4%
Commercial Operations Date	April 2014
Life Stage	Operations



 **277,632**
solar PV modules

 **45,360**
households powered



Lesedi Solar Park

ESG STATS

Average annual energy production:

150,566 MWh

Average annual emissions offset:

151,376 tCO₂e

Water saved per annum via renewable energy electricity production:

212,298 kl

42 employees



79%

are historically disadvantaged individuals

37%

are female

SOCIO-ECONOMIC DEVELOPMENT

Lesedi's socio-economic development programme focuses on health and disability facility upgrades, support for early childhood development centres as well as social welfare and food security initiatives. Enterprise development initiatives are aimed at providing support and skills development to local, black-owned SMMEs.



NORTHERN CAPE PROVINCE

Letsatsi Solar Park

Letsatsi lies 35 km north-west of Bloemfontein in South Africa's Northern Cape. The 69 MW facility comprises 280,000 fixed panels arranged in 1 km-long rows. Together with its partner project, Lesedi, the development has created more than 600 construction jobs and 100 permanent operational and maintenance jobs. The project also contributes towards rural development programmes, skills and technology transfer and education enhancement, creating additional employment across the supply chain.

Contracted Capacity	69 MW
Economic Contribution	43.4%
Commercial Operations Date	May 2014
Life Stage	Operations

 **277,632**
solar PV modules

 **43,590**
households powered





Letsatsi Solar Park

ESG STATS

Average annual energy production:

144,699 MWh

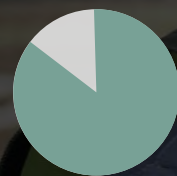
Average annual emissions offset:

145,442 tCO₂e

Water saved per annum via renewable energy electricity production:

204,026 kl

43 employees



79%
are
historically
disadvantaged
individuals



37%
are
female



SOCIO-ECONOMIC DEVELOPMENT

Letsatsi's socio-economic development programme includes development of nutrition kitchens, classrooms and ablution facilities at primary and early childhood development centres, as well as social welfare and food security initiatives. Enterprise development initiatives are aimed at providing support and skills development to local, black-owned SMMEs.



NORTHERN CAPE PROVINCE

Matla A Bokone Solar Park

Located in the Northern Cape near Kimberley, Matla A Bokone is one of South Africa's largest solar projects with 261,360 solar modules. Part of Round 4 of the REIPPP programme, the project connects to Eskom's Warthog switching station, generating around 164,000 MWh of clean renewable energy every year. It is a truly South African solar project, boasting 100% local ownership and benefitting the local communities through its many economic development programmes.

Contracted Capacity	75 MW
Economic Contribution	80.7%
Commercial Operations Date	March 2020
Life Stage	Operations



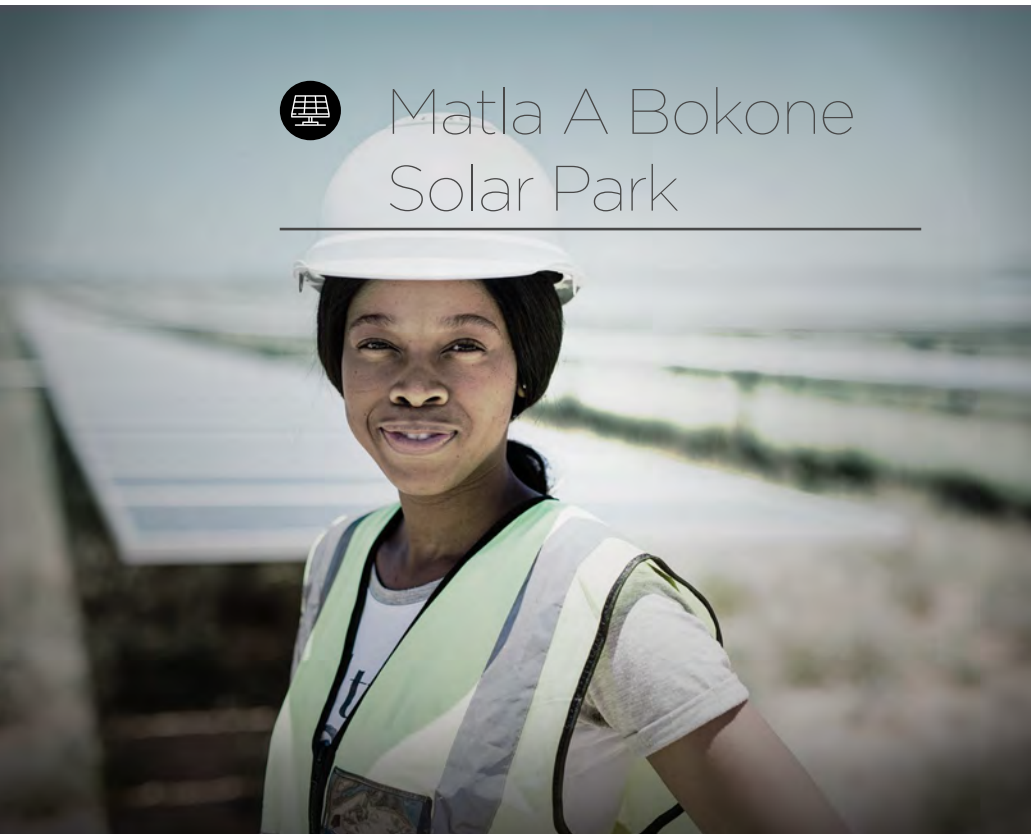
261,360
solar PV modules



23,000
households powered



Matla A Bokone Solar Park



ESG STATS

Anticipated annual energy production:

164,250 MWh

Anticipated annual emissions offset:

162,500 tCO₂e

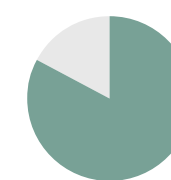
Implied households powered:

49,400

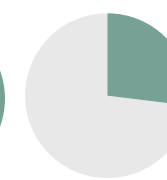
Anticipated water saved per annum via renewable energy electricity production:

231,500 kl

212 employees



93%
are
historically
disadvantaged
individuals



21%
are
female



NORTHERN CAPE PROVINCE

REISA

The Renewable Energy Investments South Africa (REISA) solar farm lies between Deben and Kathu in the Northern Cape, harnessing the year-round power of the area's intense sunshine. The site comprises 343,200 solar modules on 210 hectares of agricultural land, connecting to Eskom's Fox switching station, which is adjacent to the site and generates approximately 172,400 MWh of clean renewable energy every year. Part of the inaugural round of South Africa's REIPPP programme, the project began commercial operations in 2014.

Contracted Capacity	75 MW
Economic Contribution	62.5%
Commercial Operations Date	August 2014
Life Stage	Operations



 **343,200**
solar PV modules

 **54,730**
households powered



ESG STATS

Average annual energy production:
181,663 MWh

Average annual emissions offset:
182,500 tCO2e

Water saved per annum via renewable
 energy electricity production:
256,145 kl

70 employees



86%
 are
 historically
 disadvantaged
 individuals

36%
 are
 female



REISA Solar Park

SOCIO-ECONOMIC DEVELOPMENT

REISA's socio-economic development programme focuses on education, youth development, welfare and community infrastructure. Education support includes early childhood development initiatives, provision of psycho-social support services and youth leadership development through the Ubuntu Schools Project at five local schools, as well as scholarships and school infrastructure. REISA established a business hub in 2019 as a base from which to implement its enterprise development initiatives, which support SMMEs.




WESTERN CAPE PROVINCE

Vredendal Solar Park

Situated in Vredendal on the southern edge of Little Namaqualand, this solar power plant is a point of pride for the small Western Cape town. Its 35,280 locally manufactured modules generate enough electricity to power around 5,600 households a year. Within the local community, the project focuses on education initiatives in the form of social work services and teacher salaries, as well as food security programmes.

Contracted Capacity	8.8 MW
Economic Contribution	49%
Commercial Operations Date	August 2014
Life Stage	Operations



 **35,280**
solar PV modules

 **5,700**
households powered



Vredendal Solar Park



ESG STATS

Average annual energy production:

18,931 MWh

Average annual emissions offset:

19,287 tCO₂e

Water saved per annum via renewable energy electricity production:

26,693 kl

22 employees



68%
are
female

SOCIO-ECONOMIC DEVELOPMENT

Vredendal focuses on education initiatives in the form of social work services and teacher salaries as well as food security in the local community.



NORTH WEST PROVINCE

Waterloo Solar Park

Waterloo Solar Park benefits from the abundance of natural sunshine and wide-open horizons of South Africa's North West province. Situated near the town of Vryburg, the photovoltaic plant is equipped with more than 260,000 modules, 44 inverters and 22 transformers. It is expected to generate around 164,250 MWh, powering nearly 50,000 households.

Contracted Capacity	75 MW
Economic Contribution	80.6%
Commercial Operations Date	December 2020
Life Stage	Operations



 **261,360**
solar PV modules

 **50,000**
households powered



Waterloo Solar Park

ESG STATS

Anticipated annual energy production:

164,250 MWh

Anticipated annual emissions offset:

162,500 tCO2e

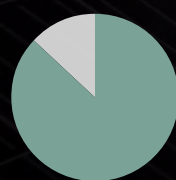
Implied households powered:

49,400

Anticipated water saved per annum via renewable energy electricity production:

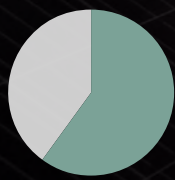
231,500 kl

15 employees



87%

are historically disadvantaged individuals



60%

are female





NORTH WEST PROVINCE

Zeerust Solar Park

This new 75 MW photovoltaic complex is located on the outskirts of Zeerust in the North West province, a small town just 55 km from South Africa's border with Botswana. The project's single-axis tracker technology harnesses the sun's energy to generate nearly 165,000 MWh of green energy, feeding into the national grid as part of the country's drive towards cleaner, more sustainable energy production over the coming years.

Contracted Capacity	75 MW
Economic Contribution	76.9%
Commercial Operations Date	January 2021
Life Stage	Operations

 **261,384**
solar PV modules

 **49,400**
households powered





Zeerust Solar Park



ESG STATS

Anticipated annual energy production:

164,250 MWh

Anticipated annual emissions offset:

162,500 tCO₂e

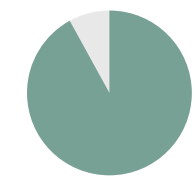
Implied households powered:

49,400

Anticipated water saved per annum via renewable energy electricity production:

231,500 kl

206 employees



91%

are historically disadvantaged individuals



24%

are female



Off-Grid, Embedded and Distributed

Africa is vast and often lacks the infrastructure to provide necessary amenities to its poorest and most remote communities. Off-grid solar PV power offers an affordable means to provide basic electricity at utility scale to low-income users, negating the need for expensive transmission and connection costs.

While utility-scale projects are slow to respond to consumer demands, smaller scale, embedded projects can ramp up more quickly and provide an

important shock absorber when large projects don't adequately anticipate the demands of a vibrant economy. They provide the energy security that helps reduce the risk of important capital investment decisions, like whether to build a new mine or plant that relies on continuous electricity.

Connecting to the grid involves the transmission of electricity for thousands of kilometres from the point of generation to the point of usage. This not only leads to transmission

losses, but can also prove unreliable if the sources of power are not properly diversified. Embedded generation holds the promise of the ultimate diversification as supply can be located with demand. In this way, marginalised communities will no longer need to import electricity while they have the land and solar resources to generate it for themselves.

OFF-GRID SOLAR PV ASSETS

98 DC Go
100 Orionis

No. of solar towers installed:

200

Installed capacity at commercial facilities:

11.2 MW

Ave. annual energy production:

5,180 MWh

Households benefiting from electrification:

2,600

Average annual emissions offset:

5,100 tCO₂e

Water saved per annum via renewable energy electricity production:

3,670 kl



GAUTENG PROVINCE

DC Go

Bringing warmth and light to thousands of households across Africa, this Johannesburg-based startup provides a range of off-grid solar energy solutions to communities without access to a formal electricity supply. Through a simple, affordable pay-as-you-go model, these currently unserved homes can finally benefit from things that many of us take for granted, bringing safety, connectivity and dignity to where it's needed most.

Economic Contribution	100%
Commercial Operations Date	July 2019
Life Stage	Operations

ESG STATS

No. of solar towers installed

270

Households benefiting from electrification

2,211





VARIOUS PROVINCES

Orionis

Orionis funds the construction and installation of solar PV facilities on behalf of commercial and industrial customers across South Africa. These renewable energy projects give access to cleaner, more secure electricity. And while end consumers pay to use this power, it's significantly cheaper than what they would ordinarily pay for traditional utility rates, freeing up capital to invest in other aspects of their businesses.

Contracted Capacity	23.8 MW
Economic Contribution	54.5%
Commercial Operations Date	July 2019
Life Stage	Mature

Installed capacity at commercial facilities:
10 MWdc

Ave. annual energy production:
6,353 MWhr

Ave. annual emissions offset:
6,734 tCO₂e

Water saved per annum via renewable energy electricity production:
8,957 kl



Mid-Stream and Gas Assets

We all know that the days of fossil fuels are coming to an end. For the good of the environment and the economy, we need to transition to a more sustainable source of energy. And natural gas is the key fuel source to enable this transition to a cleaner economy. When used to generate electricity, it's able to provide responsive power that balances the relatively infrequent times when renewable energy is unavailable. And when used in industrial processes for

heating, it provides a cost-competitive fuel with extremely low toxic emissions. This allows for usage in both industrial and domestic environments, providing crucial energy with significantly lower CO2 emissions than would occur with coal.

With vast discoveries in Mozambique and significant potential reserves in South Africa, our region is not short of supply.

The only things lacking are the pipeline and port terminal infrastructure to convey natural gas to where it is needed. That's why we're focused on expansion of our existing pipeline infrastructure and the construction of terminals in each of Mozambique's and South Africa's key regional ports to help us begin the transition our economy and environment demand.

Total concession pipeline length: 100 km

MID-STREAM AND GAS ASSETS

104 Gigawatt Gas Power Plant

106 Matola Gas Company




MOZAMBIQUE

Gigawatt Gas Power Plant

This impressive 120 MW gas-fired power station lies in the small Mozambiquan border town of Ressano Garcia. Here, 13 Rolls-Royce engines, powered by natural gas from the gas fields of Pande and Temane, generate energy for domestic consumption in Mozambique, providing greater security of supply, and reducing the country's reliance on power imports.

Installed Capacity	118 MW
Economic Contribution	75%
Commercial Operations Date	December 2015
Life Stage	Operations



 **13**
engines

 **248,380**
households powered



MOZAMBIQUE

Matola Gas Company

Matola Gas Company (MGC) pipes gas from the Sasol pipeline at Ressano Garcia to Matola just outside Maputo and is responsible for distributing gas to industrial end users in Maputo and surrounds. The pipeline is about 100 km long with a capacity of approximately 18 million GJ of natural gas per year.

Installed Capacity	18,000,000 GJ
Economic Contribution	15.3%
Commercial Operations Date	August 2004
Life Stage	Operations



 **100 km**
of pipeline

 **12,000,000 GJ**
of natural gas provided per annum



Transport

For Africa to thrive it needs to be possible for goods to travel through the wide-open spaces that make up much of the continent. Long-distance roads are the vital arteries that allow for the efficient movement of imports and exports that stimulate our economies. And the requirements for road maintenance increase exponentially in relation to the weight of the vehicle using such roads.

Tolls provide a fair means by which to recover the cost of maintenance from the heavy vehicle users that cause the most damage to our roads. Well-maintained roads in turn reduce the operating costs of transport by reducing physical damage to vehicles from potholes. And of course, at a societal level, they reduce the occurrence of traffic accidents and fatalities.

ROADS

- 110 Bakwena Platinum Corridor Concession
- 114 N3 Toll Concession
- 118 Trans African Concessions

Road network distance

1,370 km

No. of toll plazas

34

Average annual light-vehicle volume

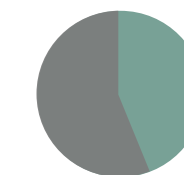
10,086,867

Average annual heavy-vehicle volume

1,717,883

2,298 employees

3,307 peak jobs



42%
are
female






NORTH WEST PROVINCE

Bakwena Platinum Corridor Concession

Established to create and maintain the N1/N4 Platinum Toll Highway in South Africa, Bakwena covers 385 km of road, running from Pretoria northwards to the town of Bela-Bela, and westwards to the Botswana border. Through the tolls collected at its 15 toll plazas, Bakwena keeps these major South African transport routes in good condition, ensuring the safety of the millions of road users each year.

Number of Toll Plazas	15
Average Transactions per Day	140,146 (PCP: 200,815)
Economic Contribution	14.8%
Financial Close Date	August 2001
Life Stage	Mature



 **385 km**
of road



Bakwena Platinum Corridor Concession

ESG STATS

Road network distance

385 km

Annual light-vehicle volume

5,629,730

Annual heavy-vehicle volume

606,040

108 employees

111 peak jobs



55%

are female



COMMUNITY SERVICE INITIATIVE

Bakwena's corporate social investment (CSI) programme focuses on education (including bursaries and training), environmental initiatives, road safety, health and well-being, heritage initiatives and community support and development.



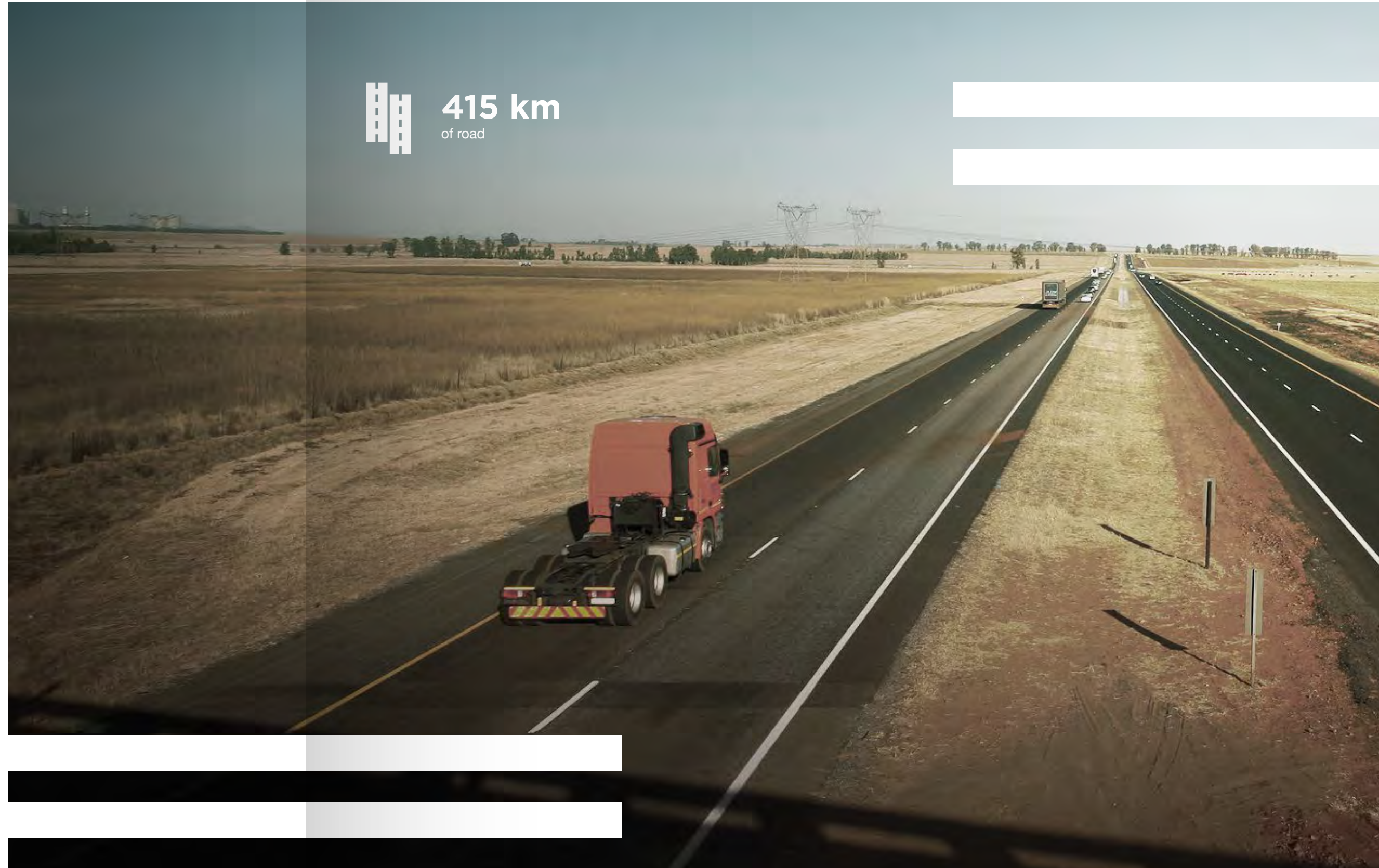
GAUTENG AND KWAZULU-NATAL PROVINCES

N3 Toll Concession

Starting at the Cedara interchange in KwaZulu-Natal and ending at the Heidelberg South interchange in Gauteng, the N3 Toll Route is one of Southern Africa's major economic arterial roads. With up to 16,000 vehicles travelling along it each day, many carrying goods from South Africa's industrial heartland in Gauteng to the country's biggest and busiest port in Durban, the N3 Toll Concession (N3TC) plays an invaluable role in operating and maintaining this 415 km stretch of rolling highway.

Number of Toll Plazas	9
Average Transactions per Day	42,566 (PCP: 58,740)
Economic Contribution	28.3%
Financial Close Date	November 1999
Life Stage	Mature

 **415 km**
of road



 N3 Toll Concession

Road network distance

415 km

Average light-vehicle volume

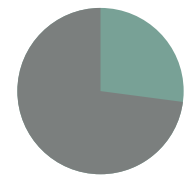
1,173,280

Average heavy-vehicle volume

665,030

1,210 employees

1,698 peak jobs




27%

are female



COMMUNITY SERVICE INITIATIVE

N3TC's CSI Touching Lives Programme is 21 years old and is underscored by four pillars: socio-economic development, enterprise development, skills development and stakeholder engagement. The programme focuses predominantly on education and skills development but includes initiatives related to child welfare, conservation, youth development, the disabled, HIV/Aids and road safety, and has continued to impact the lives of numerous beneficiaries.



Care HELP 4357 route S	<table border="1"> <tr> <td></td> <td>R 36.00</td> </tr> <tr> <td></td> <td>R 56.00</td> </tr> <tr> <td></td> <td>R 85.00</td> </tr> <tr> <td></td> <td>R 122.00</td> </tr> </table>		R 36.00		R 56.00		R 85.00		R 122.00	NO DEBIT CARDS ACCEPTED
	R 36.00									
	R 56.00									
	R 85.00									
	R 122.00									



SOUTH AFRICA/MOZAMBIQUE BORDER

Trans African Concessions

Having been awarded a 30-year concession in 1997, Trans African Concessions (TRAC) manages the N4 Toll Route, a cross-border highway stretching 570 km from the South African city of Tshwane to the Indian Ocean port of Maputo in Mozambique. The management and upgrade of the road are made possible through funds generated from toll fees from its six mainline toll plazas and four off-ramp plazas along the route. Their vision is to connect people, places and countries quickly, conveniently and safely – a motto they live by every day.

Number of Toll Plazas	10 (8 in South Africa, 2 in Mozambique)
Average Transactions per Day	92,086 (PCP: 118,526)
Economic Contribution	31.1%
Financial Close Date	February 1998
Life Stage	Mature



570 km
of road



Trans African Concessions



ESG STATS

Road network distance

570 km

Annual light-vehicle volume

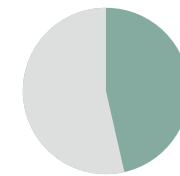
3,283,860

Annual heavy-vehicle volume

446,800

980 employees

1,498 peak jobs



43%

are
female

CORPORATE SOCIAL INVESTMENT

TRAC's CSI strategy focuses on: education and skills development, health and welfare, sport and culture, SMME development and support, safeguarding the environment and road safety.



Social and Health

Improving social infrastructure is as fundamental to providing a better quality of life as it is to the economic development of any country. South Africa has been held back by its lack of social infrastructure and this has restricted people's access to healthcare, education, water and sanitation and other social services.

It is the Ideas Fund's aim to further develop the country's social infrastructure and improve the lives of all South Africans.

Our current portfolio of PPP assets are the cornerstones of this initiative. While the current focus on government accommodation has meant the sector has been limited in terms of social impact, the important building blocks are in place for more imaginative and bold uses in the future.

SOCIAL AND HEALTH

- 124 Imvelo Concession Company
- 127 Rainprop
- 128 Sethekgo Private Party



108,143 m²
cumulative building area



GAUTENG PROVINCE


Imvelo Concession Company

Imvelo designed, built and developed South Africa's Department of Environmental Affairs campus in the city of Tshwane. Completed in 2014, the building accommodates over 1,300 staff and is a true showcase of green building principles. Based on a campus-style design, the green building is a physical representation of the goals and values of the department, demonstrating how sustainability and energy efficiency can be implemented in a cost-effective, practical manner.

Government Counterparty	Department of Environmental Affairs
Concession Term	27-year PPP
Economic Contribution	4.4%
Concession Start	February 1998
Concession End	July 2039
Life Stage	Early operations



27,442 m²
floor space




GAUTENG PROVINCE

Rainprop (PTY) LTD

Visionaries behind the design and construction of the Department of Trade and Industry head office in South Africa's capital city, Rainprop were tasked with establishing a truly Southern African architectural language that speaks to the very core of trade and industry, while being recognisably African with international appeal. They rose to the challenge and today the sprawling 44,000 m² Tshwane office campus is the jewel in the department's crown.

Government Counterparty	Department of Trade and Industry
Concession Term	25-year PPP
Concession Start	August 2003
Concession End	August 2028
Life Stage	Mature

 **44,000 m²**
floor space



GAUTENG PROVINCE

Sethekgo Private Party (PTY) LTD

Sethekgo built – and maintains – the Department of Basic Education’s head office campus in the city of Tshwane, accommodating the Minister of Basic Education, ministerial staff and the department’s personnel. The 30,000 m², four-storey development which showcases green building principles was completed in 2010 and is situated in the city’s CBD.

Government Counterparty	Department of Basic Education
Concession Term	27-year PPP
Economic Contribution	12%
Concession Start	March 2008
Concession End	March 2035
Life Stage	Mature

 **30,000 m²**
floor space



Toward Sustainability: South Africa's National Infrastructure Plan

The IDEAS Managed Fund supports the ongoing growth and development of South Africa's socio-economic infrastructure – as well as the linked infrastructural development of neighbouring states.

Continuing constructive partnerships that encourage faster infrastructural development will ensure the growth of our economy, while attracting new trade and investment opportunities from the international community.

By working together and building a stronger nation, we truly can keep on doing great things!



IDEAS FUND

DISCLAIMERS

The IDEAS Managed Fund is a policy-based market-linked pooled product. The policy is issued by Old Mutual Life Assurance Company (South Africa) Ltd. African Infrastructure Investment Managers (Pty) Ltd (Reg. No. 2000/001435/07) (FSP 4307) (AIIM) and Old Mutual Alternative Investments (Pty) Ltd (Reg. No. 2013/113833/07) (FSP 45255) (OMAI) are licensed financial services providers (FSPs), approved by the Financial Sector Conduct Authority (www.fsca.co.za) to provide advisory and/or intermediary services in terms of the Financial Advisory and Intermediary Services Act 37 of 2002. AIIM and OMAI are wholly owned subsidiaries of Old Mutual Alternative Investments Holdings (Pty) Ltd and members of the Old Mutual Investment Group.

Unlisted investments have short-term to long-term liquidity risks and there are no guarantees on the investment capital nor on performance. It should be noted that investments within the fund may not be readily marketable. It may therefore be difficult for an investor to withdraw from the fund or to obtain reliable information

about its value and the extent of the risks to which it is exposed. Market fluctuations and changes in exchange rates as well as taxation may have an effect on the value, price or income of investments and capital contributions. Since financial markets fluctuate, an investor may not recover the full amount invested. Past performance is not necessarily a guide to future investment performance.

All directors and those staff who are likely to have access to price-sensitive and unpublished information in relation to the Old Mutual Group are further restricted in their dealings in Old Mutual shares. All employees of the Old Mutual Investment Group are remunerated with salaries and standard incentives. Unless disclosed to the client, no commission or incentives are paid by the Old Mutual Investment Group to any persons other than its representatives.

Old Mutual Investment Group is a member of the Old Mutual Group. Accordingly, Old Mutual Limited and Nedbank are related entities. We outsource investment administration of our local funds to

Curo Fund Services (Pty) Ltd, 50% of which is owned by the Old Mutual Investment Group Holdings (Pty) Ltd. All intra-group transactions are done on an arm's-length basis.

While all reasonable steps have been taken to ensure that the information in this report is accurate, the information is provided without any express or implied warranty. Please note that where percentages are displayed in this report, the total may not add to 100% due to the rounding of figures.

Old Mutual Investment Group has comprehensive crime and professional indemnity insurance which is part of the Old Mutual group cover. For more detailed legal information pertaining to the Old Mutual Investment Group, AIIM and OMAI, please refer to the Legal section of our website. www.oldmutualalternatives.com

All information quoted as at 30 June 2020.

CONTACT US

African Infrastructure Investment Managers (Pty) Ltd
PO Box 23777, Claremont 7735
Tel: +27 (0)21 670 1234
Fax: +27 (0)21 670 1220
www.aiimafrica.com



AFRICAN INFRASTRUCTURE INVESTMENT MANAGERS

A MEMBER OF



OLDMUTUAL ALTERNATIVE INVESTMENTS